

Willmar Police Department



Annual Report
2007

Willmar Police Department Sworn Staff

YEAR	POPULATION	SWORN OFFICERS	OFFICERS ON PATROL	CALLS FOR SERVICE
1997	18,688	30	19	12,596
1998	18,978	32	21	12,199
1999	18,978	32	21	11,918
2000	18,978	31	20	12,150
2001	18,351	32	21	11,760
2002	18,488	31	20	12,153
2003	18,512	32	21	12,944
2004	18,597	32	21	12,563
2005	18,659	31	20	17,051
2006	18,709	33	20	20,363
2007	18,305	33	20	20,834

- In January 2005, the Kandiyohi County Records Unit implemented a new Records Management System (CODY).

Personnel Changes 2007

- Hired 2 new Officers: (Holme, Neubauer) to replace resignations
- Retirements: (Officer Terry Albers, Sgt. Glenn Negen)
- School Resource Officer additions: Tony LaPatka assigned to ALC
- Hired 3 new C.S.O. / Apprentices

CALLS FOR SERVICE

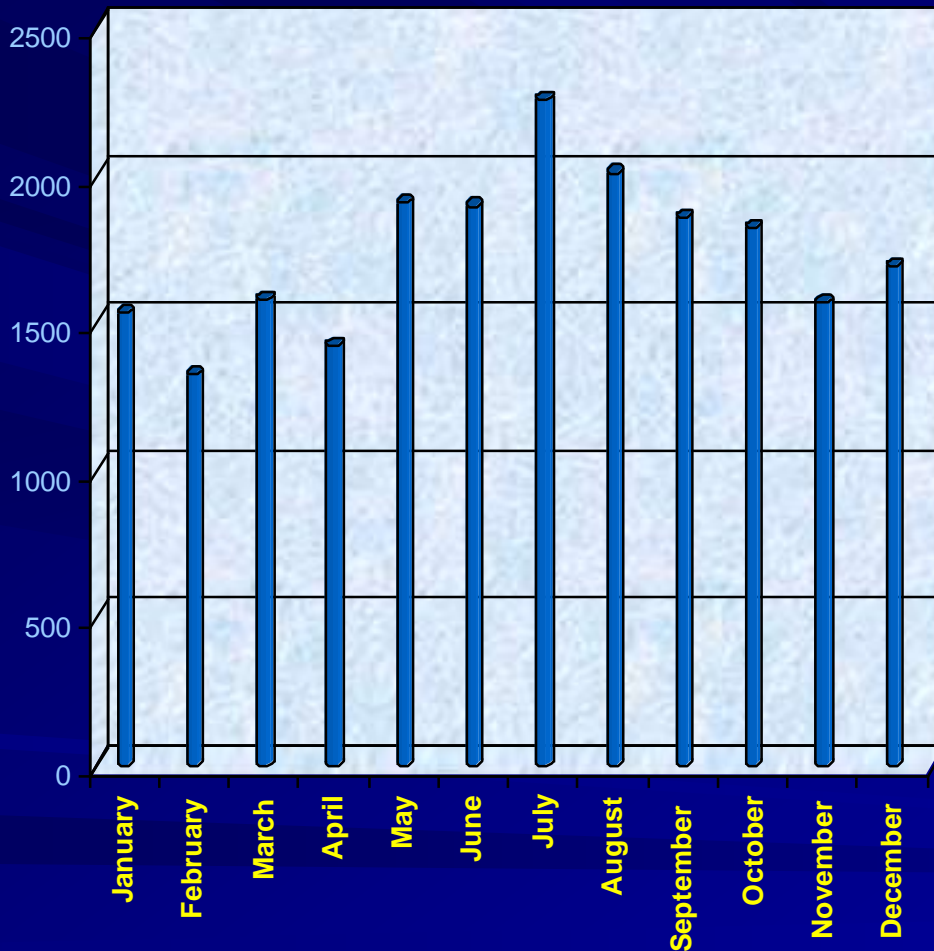
- Increased 2% from 2006 to 2007,
From 20,363 to 20,834
 - Greatest increase was in All Other Complaints
 - Criminal Damage to Property decreased 16%
- Fairly equally divided by day of week
 - Friday is busiest with 16.07% of incidents,
followed by Wednesday (15.37) and Thursday
(14.4)

Calls exceeding 365 (1 per day) other than traffic stops

All other complaints	1395
Theft	786
Criminal Damage	456
Dog/other animal comp. (NOT dog bites)	1013
Suspicious person	513
Alarms	472

Public Assists	375
Property damage crash	472
Loud party/ neighborhood disturbance	604
Harassment / Threats	420
Driving Complaints	431
Domestics	432

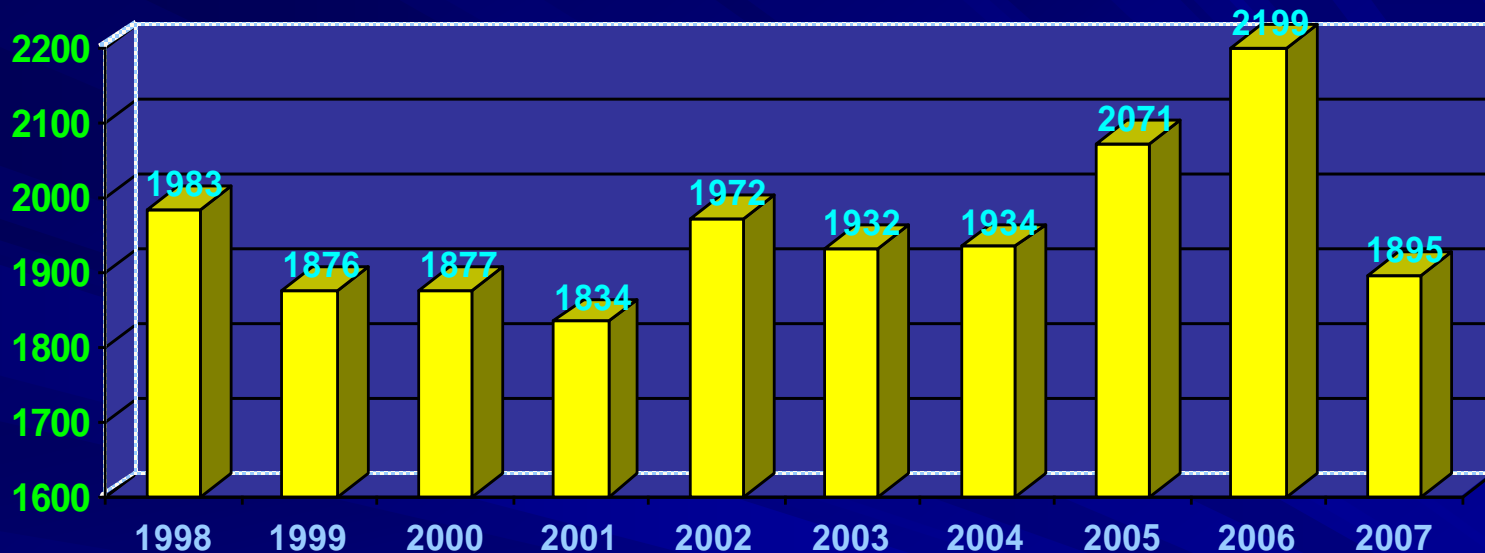
Calls for Service / by Month



- There were 20,834 police calls for service in the year 2007.
- Busiest months were May, July, August

Uniform Crime Reports - MINNESOTA BCA CRIME ANALYSIS

10-year crime comparison for the City of Willmar as reported by the Minnesota Bureau of Criminal Apprehension (BCA).



- **2007 -- Total: 1,895 Part 1: 736 Part 2: 1,159**
- **Part I crimes** include: Homicide, Rape, Robbery, Aggravated Assault, Burglary, Theft, Vehicle Theft, and Arson.
- **Part II crimes** include: Other Assaults, Forgery, Fraud, Embezzlement, Stolen Property, Vandalism, Weapons, Prostitution, other sex crimes, Narcotics, Gambling, Family/children, D.U.I., Liquor laws, Disorderly, Drunkenness (not criminal in MN), Vagrancy.

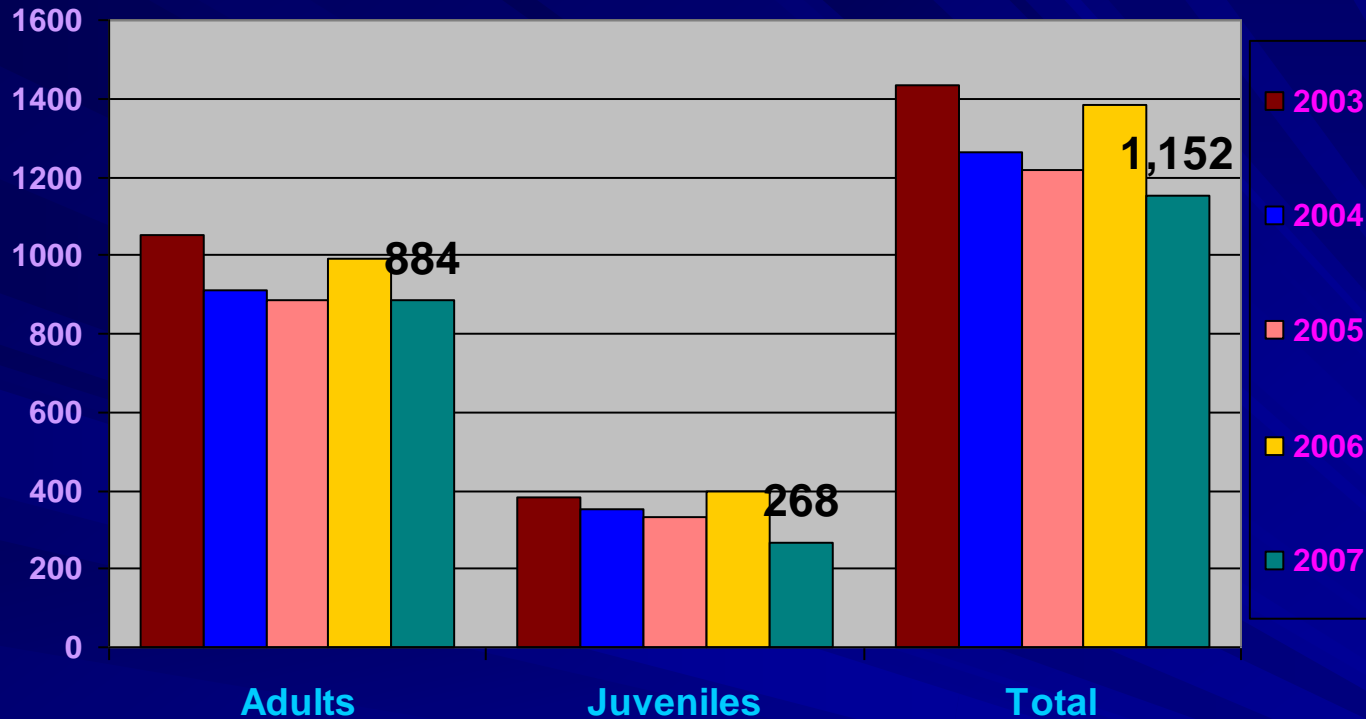
Notes on Uniform Crime Report

- Reported Crime down 14%
- Part 1 crimes dropped 11%
- Part 2 crimes decreased 14%
- Note:
 - Theft decreased 8%
 - Vandalism decreased 38%
 - Rape increased 40%
 - Aggravated Assaults decreased 133%
- Assault & Disorderly Conduct down 9%
- Forgery & Fraud decreased 13%
- DUI-Liquor Violations about the same
- Crime Rate per 100,000 residents decreased 13%

CRIME RATE

Year	Crime Rate per 100,000 Residents
2007	10,352
2006	11,742
2005	10,831
2004	10,585
2003	10,521
2002	10,600
2001	9,994
2000	9,861
1999	9,891
1998	10,449

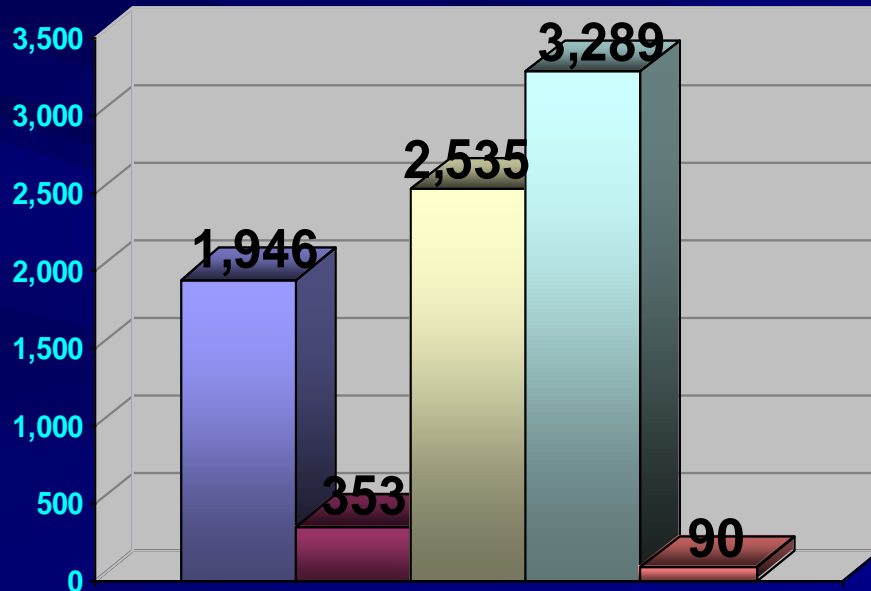
Arrests



- Chart shows 5-year trends
- Adult arrests down 11% from 2006 to 2007
- Juvenile arrests down 32%
- Total arrests down 15%

Traffic Enforcement

Traffic Enforcement Activity



- Traffic Citations
- Administrative Citations
- Oral Warnings
- Written Warnings
- Equipment Repair Tickets

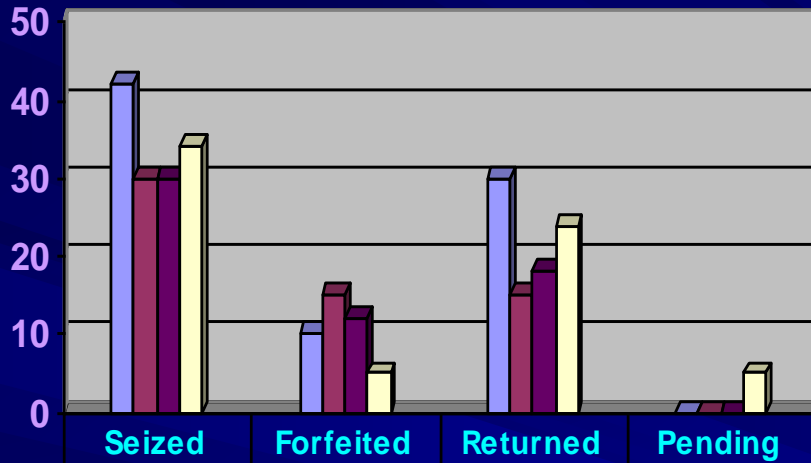
- 7,236 Total Traffic Stops
- 612 Drivers License Violations (DAS, DAR, No License, Violation of Conditions)
- 332 Insurance Violations

Property Report

- Took in 1,584 items as evidence, found property, or for safekeeping
- Found 188 bicycles – most sold at auction unclaimed by owners / lack of proof of ownership
- Seized 34 vehicles for forfeiture
- Forfeited \$538.65 in cash

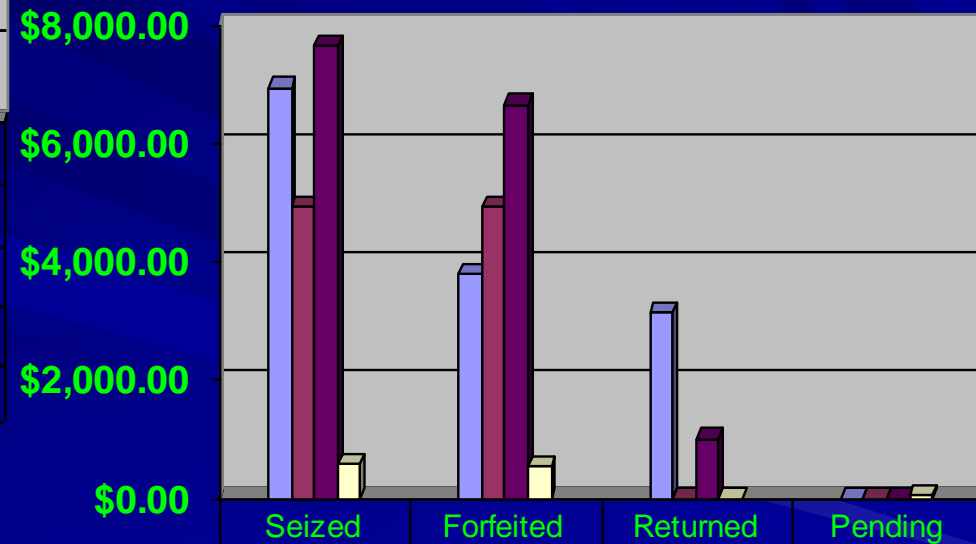
Forfeiture Report

Vehicle Seizures



	Seized	Forfeited	Returned	Pending
2004	42	10	30	0
2005	30	15	15	0
2006	30	12	18	0
2007	34	5	24	5

Cash Seizures



	Seized	Forfeited	Returned	Pending
2004	\$6,959.59	\$3,804.19	\$3,155.40	\$0.00
2005	\$4,927.04	\$4,927.04	\$0.00	\$0.00
2006	\$7,666.19	\$6,666.19	\$1,000.00	\$0.00
2007	\$589.65	\$538.65	\$0.00	\$51.00

Miscellaneous Activity

■ FALSE ALARMS

For the fiscal year from July 1, 2006 through June 30, 2007

- **approximately 460 installed alarms had permits**
- **of which sixteen (16) had over five alarms**
- **Each alarm after the 5th alarm is billed \$100.00**
- **\$5,900.00 was collected by the City for false alarms**

■ TOWS

The low bidder for towing contracts with the City for tows in accidents, road hazards, snowbirds, abandoned vehicles, vehicles held for evidence, and for vehicles driven by individuals who have been arrested.

- **566 vehicles were towed** during 2007
- **\$76,955.14** was collected in towing charges, taxes, administration fees, and storage. **Approximately \$40,000.00** was retained by the City in administration fees and storage fees.
- **At the May 2007 auction, 81 impounded vehicles were sold**
- **At the October 2007 auction, 67 impounded vehicles were sold**

■ FLEET MILEAGE

Put over 448,000 miles on Department vehicles

Education to Community

- Presented 113 classes to a wide variety of audiences
- Examples include: Identity Theft, Alcohol Server Education, Methamphetamine Awareness, DWI Issues, Underage Drinking, Personal Safety & Defense
- Complete listing on page 22

Patrol Division

- 20 officers assigned to Uniformed Patrol – this is the backbone of the department
- Each of 4 teams is led by a Sergeant
- Most work 12-hour shifts
- Respond to most initial calls for service and conduct the majority of traffic stops



OFFICER TRAINING

- Minnesota law requires licensed peace officers to attend at least 48 hours of Minnesota Peace Officer Standards & Training (POST) approved courses in a three-year license period. This means the Willmar Police Department must provide a minimum of 1,584 hours of training to its officers just to meet minimum state requirements. A total of 3,596.5 hours of training were attended in 2007. Topics included:

Advanced Driving Course	ATV & Off-Road Vehicle Enforcement	Basic Sexual Assault Investigations
Basic SWAT Tactics	Bloodborne Pathogens, HIV, Hepatitis B & Hepatitis C	Child Sexual Abuse Forensic Training
Crisis Intervention Team Training	D.A.R.E. Officer Training	Death Investigations
Domestic Abuse – Breaking the Silence	Drug Recognition Expert (DRE) Certification	First Responder / EMT Recertification
Hazardous Materials – First Responder Awareness – OSHA Approved Course	Hybrid Vehicles & Vehicle Airbag Safety	Impact of Attitude
Intoxilzyer Recertification	Investigative Interviewing	Juvenile Firesetter Intervention
Missing and Abducted Children: An Awareness Program	Peer Precision – Internet Crimes Against Children	Predatory Offender Registration
Progressive Discipline	Pursuit Intervention Techniques (PIT) Driving Course	Railway Safety for Public Law Enforcement
School Safety – Psychology of a Shooter	Standard Field Sobriety Training (SFST)	Street Crimes Seminar
SWAT Tactics for High Risk Warrants, Barricaded Suspects & Hostage Rescue	Use of Force – Defensive Tactics	Use of Force - Firearms

Events Using Off-Duty Officers

Organizer is charged \$50 per hour per officer for services

Description	Officers	Hours	Total
Junior High Dances	1	3	150.00
Senior High Dances	3	9	450.00
Senior High Basketball Games	3	6	300.00
Senior High Football Games	10	51	2,550.00
Senior High Miscellaneous Activities (Graduation, Prom, Variety Show)	2	6	300.00
Senior High Hockey Games	5	14.5	725.00
Senior High Lunch Detail	12	70	3,500.00
Sonshine	14	176.5	8,825.00
Kandiyohi County Fair	4	29.5	--
House Moves	10	14	700.00
Willmar Jaycees Block Party	1	6	300.00
Wal-Mart	5	28	1,400.00
Taunton Stadium – Alex. Beetles Baseball	1	4.5	225.00
TOTALS	71	418	19,425.00

Juvenile Division

- One Sergeant, 3 School Liaisons, 1 Crime Prevention Specialist, 4 CSO/ Apprentice positions, summer employees and bike patrol.
- Community Service Officer (CSO) activity in 2007 included parking enforcement, dog & animal complaints, impound details, and errands. CSOs are not sworn officers and are in training through Ridgewater College.
- Most community policing, crime prevention and community education work is coordinated out of the Juvenile Division.

School Resource Officer Activity

<u>ACTIVITY</u>	<u>TOTALS</u>		
■ Officer Assists	115	■ Harassment Complaints	11
■ Calls for Service	448	■ Missing Persons / Runaways	17
■ Follow-Up Investigations	328	■ Arrests	12
■ Special Assignments	125	■ Tobacco Violations	19
■ Disturbances	123	■ Alcohol Violations	9
■ Truancy / Skipping School	100	■ Marijuana Cases	13
■ Mediations with Students	17	■ Other Substances	5
■ Class Talks /		■ Trespass Notices	7
Student Interviews	92	■ Physical / Sexual Abuse	1
■ Gang Writing / Signing	50	■ Weapons Complaints	5
■ Thefts	36	■ Student to Crisis / Detox	1
■ Vehicle Assists	70	■ Criminal Damage	4
■ Assaults	26	■ Home Visits	1

During the summer months, the School Resource Officers also assist and support the Willmar Police Department patrol, investigation, and gang enforcement units.

People On Watch! (POW!)

- Civilian volunteers with the Department
- Background check is conducted before acceptance for POW!
- Members attend 16-hour Academy for training, then bi-monthly training meetings
- 150 have attended training; about 34 are active
- Worked 892 hours as volunteer receptionists for the Police Department

Detective Division

- Consists of 6 Patrol-rank Officers and one Sergeant
 - 3 assigned to general investigations
 - 2 to Gang Enforcement Team
 - 1 to CEE-VI Narcotics Team
- Worked 465 general felony-level investigations in 2007
Some major cases required extensive amounts of time
- Investigators also:
 - Do alcohol compliance checks and liquor licensing investigations
 - Track Predatory Offenders
 - Prospective Officer background checks
 - Internal Affairs investigations when requested by other agencies
 - Maintain intelligence files
 - Teach community presentations

Specialty Units

- Canine Team
- Tactical Emergency Response Team (ERT)
- Specialized Tactical Assistance Team (STAT)
- Precision Marksmen
- Chaplain Program



Questions?
Comments?

Thank You